

Scaled data based on original data using
LM-79-08 Approved Method: Electrical and Photometric Measurements of Solid-
State Lighting Products

Test Report Prepared for
Cooper Lighting Solutions
(formerly Eaton)

Brand: STREETWORKS

Report Number: P129319

Luminaire Tested: **VERD-A028-E-U-T5-7060-AP**

Issue Date: 3/3/2020

Test Information

Test Method: LM-79-08
Report Number: P129319
TEST IS SCALED FROM IESNA LM-79-08 TEST DATA (P24745)
Test Lab: INNOVATION CENTER-P2
Issue Date: 3/3/2020
Manufacturer: COOPER LIGHTING SOLUTIONS (FORMERLY EATON)
Product Line: STREETWORKS
Catalog Number: VERD-A028-E-U-T5-7060-AP
Description: VERDEON ROADWAY AND AREA LUMINAIRE
(2) 70 CRI, 5700K LEDS AT 80% STANDARD LUMENS AND TYPE V OPTICS, GREY
PAINTED FINISH
Light Source: -
Ballast/Driver: ELECTRONIC DRIVER

Summary

Lumens per Lamp: N/A
Luminaire Lumens: 7876 lumens
Efficiency: N/A
Efficacy: 109.4 lumens/watt
Luminous Opening: Rectangular (W 0.79' x L: 1.25' x H: 0')
IES Classification: Type V - Short - Non-Cutoff
BUG Rating: B3 - U0 - G3

Input Watts (W): 72
Input Voltage (V): NR
Input Current (Ain): NR
Voltage Rise (V): NR
Power Factor: NR
Total Harmonic Distortion (THDi): NR
Frequency (hertz): 60
Stabilization Time: NR
Operation Time: NR
Ambient Temperature (°C): NR
Test Distance: 28.75 FT

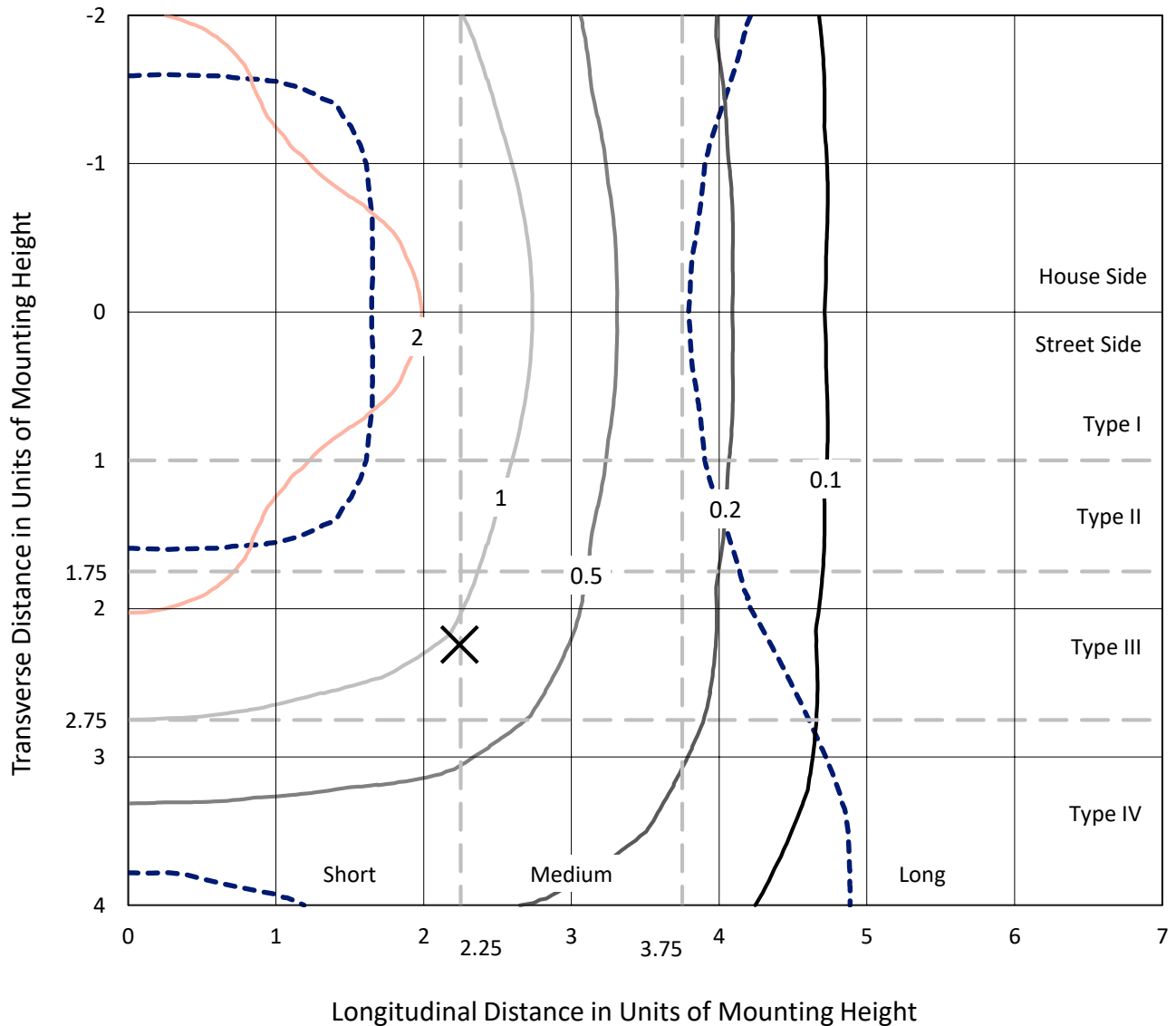


REPORT NUMBER: P129319

CATALOG NUMBER: VERD-A028-E-U-T5-7060-AP

Iso-Footcandle Lines of Horizontal Illumination

× Max cd
 - - - 1/2 Max cd

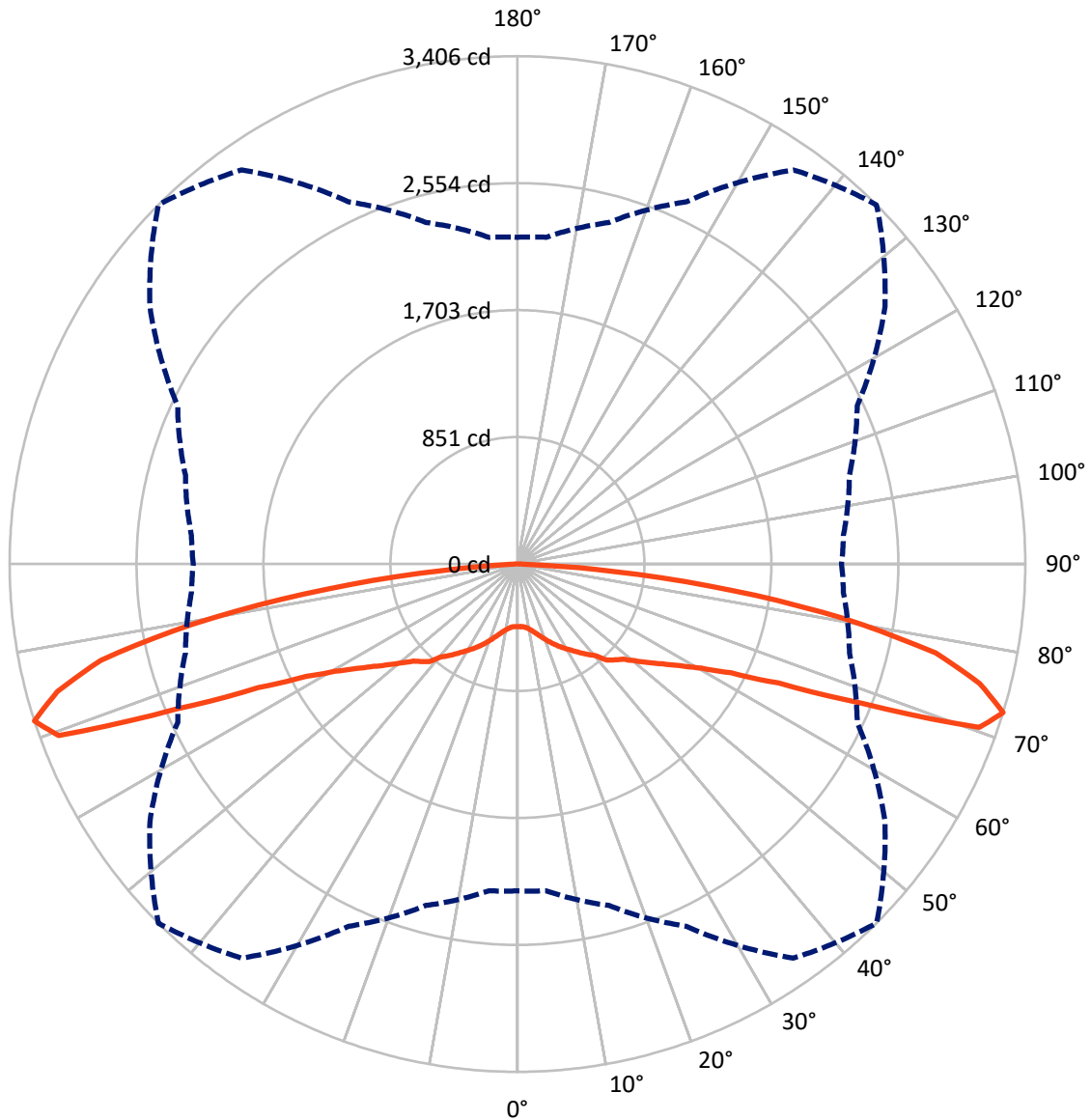


Based on 10 foot mounting height. Maximum calculated value = 4.5 fc
 Type V - Short - Non-Cutoff

REPORT NUMBER: P129319

CATALOG NUMBER: VERD-A028-E-U-T5-7060-AP

Luminous Intensity Polar Plot



— Vertical Plane Through 45-Deg Lateral - - - Horizontal Cone Through 72.5-Deg Vertical

REPORT NUMBER: P129319

CATALOG NUMBER: VERD-A028-E-U-T5-7060-AP

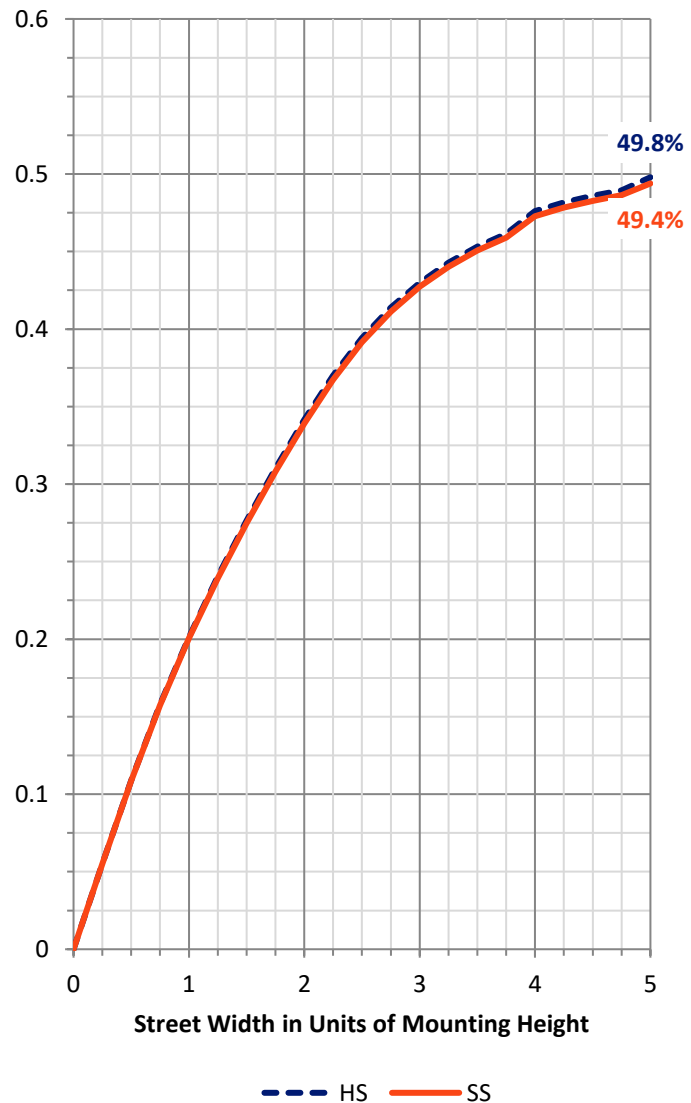
FLUX DISTRIBUTION:

		Downward	Upward	Total
House Side	Lumens	3938.0	0.0	3938.0
	% Fixture	50.0	0.0	50.0
Street Side	Lumens	3938.0	0.0	3938.0
	% Fixture	50.0	0.0	50.0
Total	Lumens	7876.0	0.0	7876.0
	% Fixture	100.0	0.0	100.0

Coefficient of Utilization

ZONAL LUMENS:

Zone	Lumens	% Fixture
0°-10°	41.3	0.5
10°-20°	139.7	1.8
20°-30°	278.8	3.5
30°-40°	462.7	5.9
40°-50°	727.9	9.2
50°-60°	1191.3	15.1
60°-70°	2236.6	28.4
70°-80°	2345.4	29.8
80°-90°	452.5	5.7
90°-100°	0.0	0.0
100°-110°	0.0	0.0
110°-120°	0.0	0.0
120°-130°	0.0	0.0
130°-140°	0.0	0.0
140°-150°	0.0	0.0
150°-160°	0.0	0.0
160°-170°	0.0	0.0
170°-180°	0.0	0.0
0°-90°	7876.0	100.0
0°-180°	7876.0	100.0



REPORT NUMBER: P129319

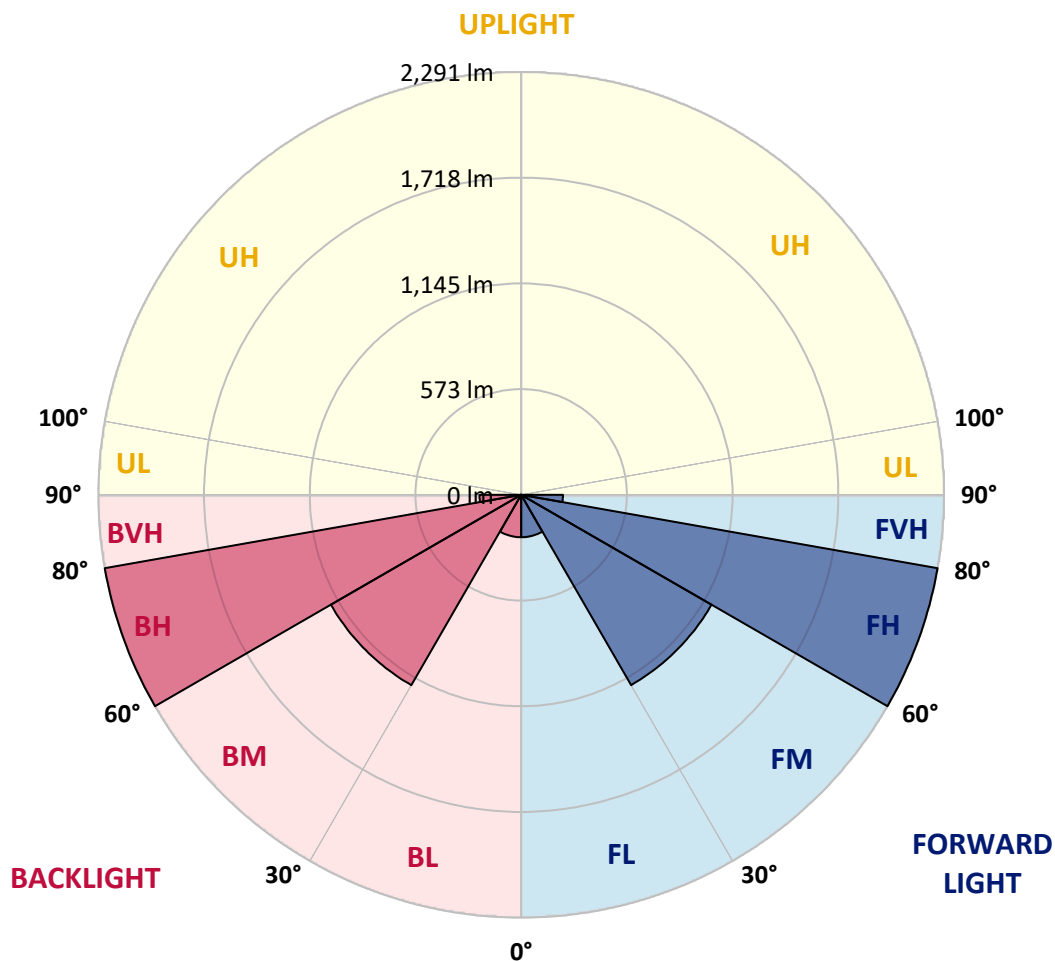
CATALOG NUMBER: VERD-A028-E-U-T5-7060-AP

LUMINAIRE CLASSIFICATION SYSTEM LUMEN TABLE AND BUG RATING:

Zone	Lumens	% Fixture	Zone Rating/Lumen Limit		
			B	U	G
FL (0°-30°)	229.9	2.9			
FM (30°-60°)	1190.9	15.1			
FH (60°-80°)	2291.0	29.1			G2/5000
FVH (80°-90°)	226.2	2.9			G3/500
BL (0°-30°)	229.9	2.9	B1/500		
BM (30°-60°)	1190.9	15.1	B2/2500		
BH (60°-80°)	2291.0	29.1	B3/2500		G2/5000
BVH (80°-90°)	226.2	2.9			G3/500
UL (90°-100°)	0.0	0.0		U0/0	
UH (100°-180°)	0.0	0.0		U0/0	

BUG Rating: B3-U0-G3

Type V Short





REPORT NUMBER: P129319

CATALOG NUMBER: VERD-A028-E-U-T5-7060-AP

CANDELA DISTRIBUTION (FULL):

	0°	5°	15°	25°	35°	45°	55°	65°	75°	85°	90°
0°	421.1	421.1	421.1	421.1	421.1	421.1	421.1	421.1	421.1	421.1	421.1
2.5°	425.3	425.3	423.6	423.6	420.2	419.4	418.5	417.7	417.7	419.4	420.2
5°	427.9	428.7	427.9	427.0	425.3	422.8	422.8	422.8	422.8	423.6	424.5
7.5°	438.0	439.7	438.8	436.3	433.8	431.2	430.4	431.2	431.2	432.1	431.2
10°	452.4	453.2	450.7	449.0	448.1	444.8	443.9	444.8	443.9	443.1	442.2
12.5°	468.4	469.3	467.6	466.7	465.9	462.5	461.7	463.4	461.7	460.8	460.0
15°	486.2	487.0	487.9	487.0	487.9	486.2	485.3	484.5	482.0	481.1	482.8
17.5°	508.2	509.9	511.6	512.4	513.3	511.6	509.9	509.9	506.5	506.5	507.3
20°	536.9	538.6	537.8	540.3	543.7	541.2	536.9	536.1	533.5	532.7	533.5
22.5°	568.2	569.1	566.5	568.2	572.4	571.6	565.7	563.1	563.1	562.3	561.4
25°	600.3	602.0	599.5	597.0	601.2	602.0	597.0	594.4	597.0	596.1	594.4
27.5°	632.5	633.3	630.8	628.2	629.9	632.5	629.1	626.6	632.5	630.8	628.2
30°	660.4	662.1	659.5	656.2	658.7	662.9	659.5	657.8	663.8	662.9	662.1
32.5°	690.0	690.8	689.1	687.4	690.8	695.0	691.7	693.4	699.3	699.3	700.1
35°	724.6	726.3	723.8	722.1	726.3	731.4	727.2	733.1	740.7	741.6	743.2
37.5°	761.8	764.4	761.0	760.2	761.0	770.3	766.1	777.9	786.4	789.7	792.3
40°	812.6	811.7	807.5	805.0	803.3	807.5	815.1	831.2	841.3	848.1	849.8
42.5°	864.2	865.0	867.5	868.4	871.8	881.1	891.2	899.7	903.1	903.9	903.1
45°	925.0	924.2	920.8	914.9	910.7	916.6	925.9	940.3	953.8	965.6	965.6
47.5°	1007.1	1004.5	986.8	964.8	951.2	953.8	966.5	992.7	1022.3	1045.1	1048.5
50°	1118.7	1114.4	1085.7	1045.1	1019.7	1019.7	1031.6	1069.6	1112.8	1141.5	1146.6
52.5°	1270.0	1263.3	1215.9	1152.5	1100.1	1096.7	1106.8	1158.4	1217.6	1253.1	1259.0
55°	1443.4	1440.0	1379.9	1285.2	1197.3	1181.2	1196.5	1263.3	1341.9	1393.5	1402.8
57.5°	1663.2	1648.0	1577.8	1459.4	1322.4	1283.6	1305.5	1401.9	1508.5	1575.3	1585.4
60°	1904.2	1889.0	1821.3	1681.0	1496.6	1417.1	1455.2	1591.3	1727.5	1806.1	1819.6
62.5°	2144.3	2146.0	2090.2	1960.8	1748.6	1606.6	1670.8	1858.5	1998.9	2070.8	2089.4
65°	2485.1	2474.1	2414.1	2294.8	2105.4	1923.6	2011.6	2196.8	2339.6	2421.7	2450.4
67.5°	2657.6	2661.8	2717.6	2743.8	2605.2	2491.0	2517.2	2642.4	2625.4	2597.5	2589.1
70°	2506.2	2512.1	2636.4	2822.5	3077.0	3285.0	2886.7	2655.0	2531.6	2478.3	2466.5
72.5°	2191.7	2199.3	2370.9	2680.4	3226.6	3405.9	3008.5	2513.8	2305.0	2194.2	2173.9
75°	1744.4	1751.1	1966.8	2376.0	3031.3	3202.1	2805.6	2206.1	1916.0	1769.7	1748.6
77.5°	1158.4	1176.2	1414.6	1890.7	2658.4	2867.3	2474.9	1763.0	1430.7	1267.5	1230.3
80°	533.5	552.1	792.3	1271.7	2003.1	2222.1	1829.8	1191.4	884.5	712.0	680.7
82.5°	171.6	185.2	354.3	705.2	1246.3	1450.1	1106.0	669.7	454.1	327.2	290.0
85°	29.6	32.1	98.1	301.9	621.5	653.6	420.2	208.9	104.0	41.4	27.9
87.5°	11.0	10.1	12.7	73.6	125.1	44.0	11.8	7.6	8.5	9.3	9.3
90°	0.0	0.0	0.0	0.0	0.0	0.0	0.0	0.0	0.0	0.0	0.0

(END OF REPORT)